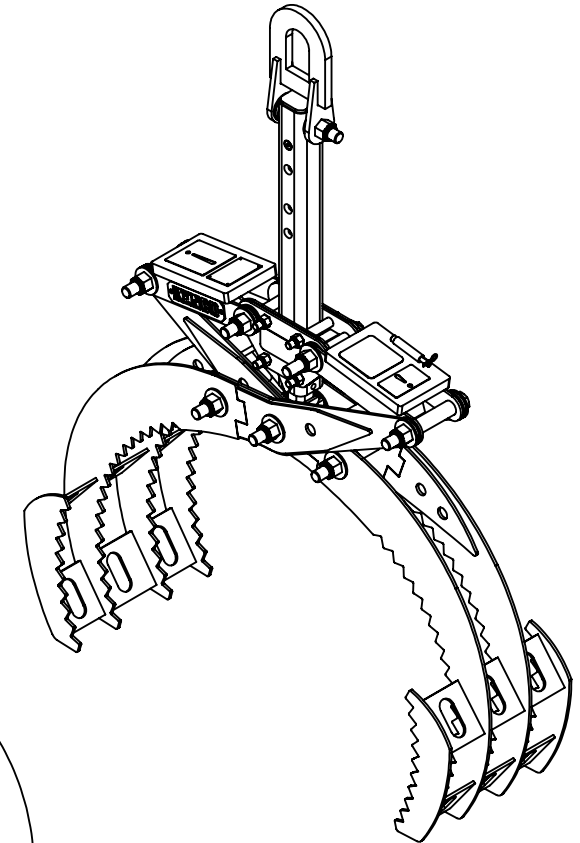
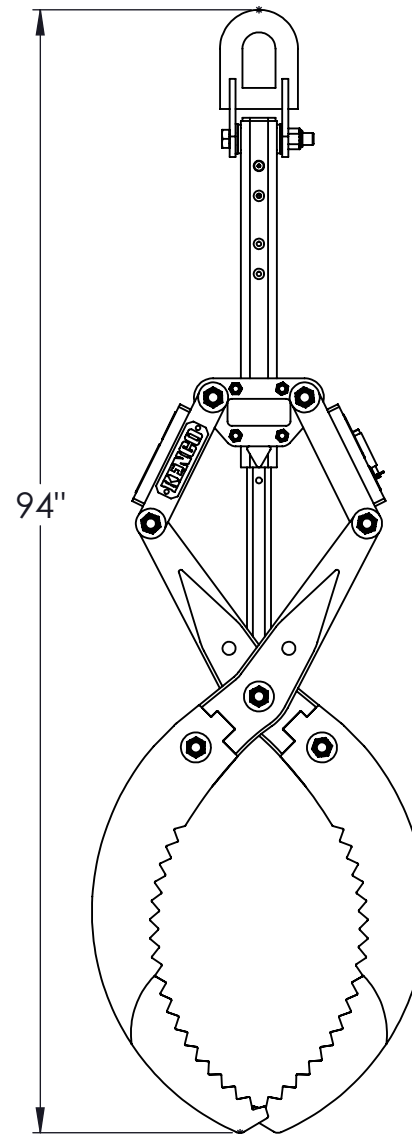
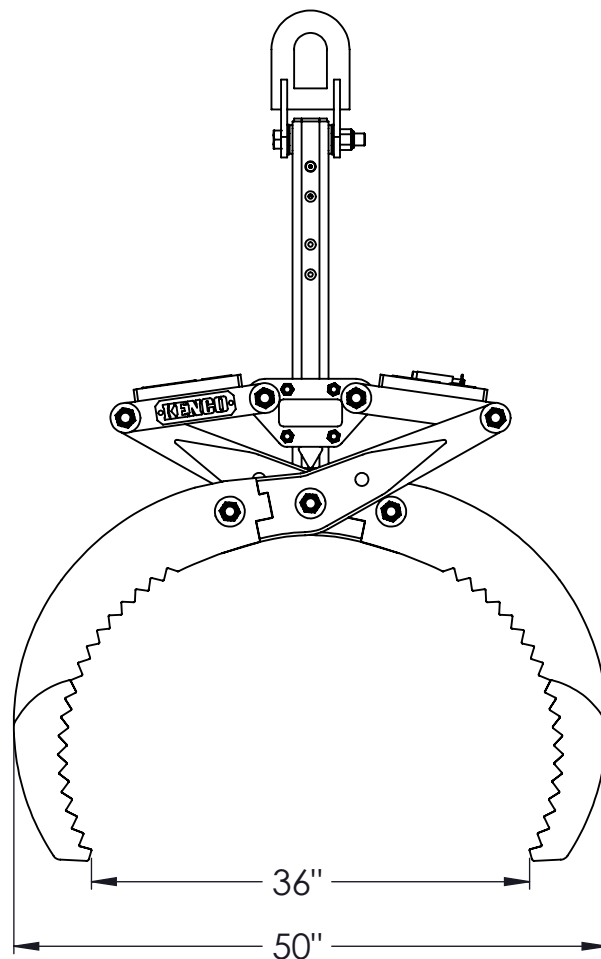
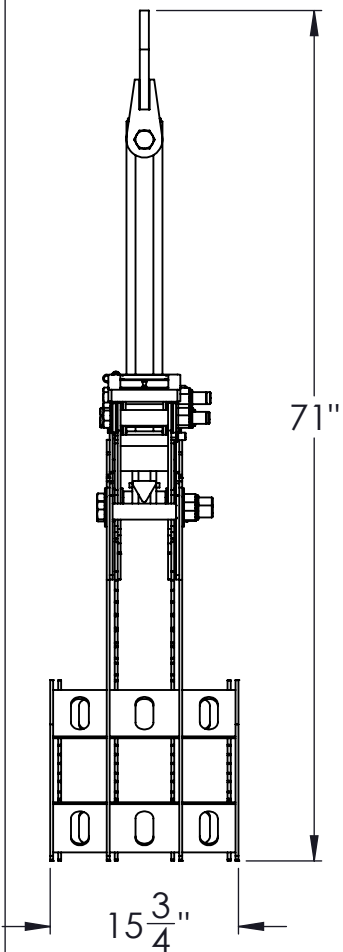


Capacity: 6,000 lbs.  
 Weight: Approx. 320 lbs.  
 Range: Up To 35" And Loose Debris



DRAWN BY:	 <div>Attachment Solutions</div>	KENCO CORP. 170 STATE ROUTE 271 LIGONIER PA 15658	(800)653-6069 WWW.KENCO.COM	DIMS. = IN.	DESCRIPTION	1	xxxxxx
T. FREIDHOFF		THE INFORMATION PROVIDED WITHIN THIS DRAWING IS THE PROPERTY OF KENCO CORP. ANY REPRODUCTION, TRANSMITTAL, OR USAGE OF ANY KIND IS PROHIBITED WITHOUT WRITTEN PERMISSION.		TOLERANCES:	SL6K Large Debris/Log Tine Spec. Sheet		
DATE:				FRACT.: ±1/16			
				ANG.: MACH±1°			
				BEND ±1°			
6/8/16				DEC.: X.XX ±.03 X.XXX ±.01		DWG.	XX